

Robin Class
 Spellings – Term 1
See instructions overleaf

Monday 21 st September		Monday 28 th September	
Challenge words	The /ow/ sound spelled 'ou'. Found often in the middle of words and sometimes at the beginning.	Adding 'er' to words ending in 'e' with a consonant before it.	The /u/ sound spelled 'ou'. Only found in the middle of words.
every everybody even great break steak pretty beautiful after fast	mouth around sprout sound spout ouch hound trout found proud	nicer writer baker hoped loved largest closest looser safer simpler	touch double country trouble young cousin enough encourage flourish couple
Monday 5 th October		Monday 12 th October	
Adding '-ing' to words of one syllable. The last letter is doubled to keep the short vowel sound.	The /i/ sound spelled with a 'y'.	The /or/ sound spelled 'a' before ll and l.	Words with endings that sound like /ze/, as in measure, spelled with '-sure'.
patting humming dropping running hopping clapping sitting flipping wrapping slipping	gym myth Egypt pyramid mystery symbol synonym lyrics system gymnastics	all ball call walk talk always fall small also bald	measure treasure pleasure enclosure displeasure composure leisure exposure closure disclosure
Monday 19 th October		End of term 1	
The short vowel sound 'o'.	Words with endings that sound like /ch/. Often spelt '-ture' unless the root word ends in (t)ch.		
other mother brother nothing cover money some dozen wonder done	creature furniture picture nature adventure capture future sculpture fracture mixture		









SPELLINGS: ROBIN CLASS

At the moment we are not using Spelling Shed to practise spellings. We have listed some great ways to practise your spellings below.

There are two lists each week. The list on the left is recap of year 2 spellings and the list on the right are year 3 spellings.

Year 2 spellings will only be recapped briefly in the current week. You will be tested on a selection of words from both lists on the following Friday.

IDEAS:

<p>1. ABC Order</p>  <p>Write all of your spelling words in alphabetical (ABC) order.</p>	<p>2. Word Parts</p> <p>Write your words. Then use a coloured pencil to divide the words into syllables. e.g. <u>jumping</u> <u>caterpillar</u></p>	<p>3. Other Handed</p> <p>Write each word 5 times, switching the hand you write it with each time. Say the word as you spell it.</p>	<p>4. Vowel Spotlight</p> <p>Write your words using one colour for the vowels and another colour for the consonants. (vowels: a, e, i, o, u)</p>
<p>5. Use Technology</p> <p>Type out your spelling words on the computer. Try to use at least 4 different fonts.</p> 	<p>6. Pyramid Words</p> <p>s sp spe spel spell spelli spelling spelling (or make them boat shaped, star, smiley face, etc.)</p>	<p>7. "Ransom" Words</p> <p>"Write" your words by cutting letters out of a newspaper or magazine and gluing the letters on a piece of paper to spell your words.</p> 	<p>8. Rainbow Words</p> <p>Write your spelling words with coloured pencils. Make each letter a different colour.</p> 
<p>9. Scrambled Words</p> <p>Write your words. Then write them again with the letters mixed up. Can you unscramble them again the next day? e.g. watch - cwhta</p>	<p>10. Silly Sentences</p> <p>Write 3 or more sentences that use all your spelling words.</p> 	<p>11. Prefixes and Suffixes</p> <p>Underline the prefixes and suffixes in the words you are learning. Make sure you know what they mean. e.g. <u>important</u> <u>happiness</u></p>	<p>12. Word Search</p> <p>Create your own word search with your spellings. Show the answers to your puzzle in a different colour.</p> 
<p>13. Flashcards</p> <p>Make and practice with flashcards. Put the word on one side and definition (meaning) on the other.</p> 	<p>14. Picture & a Story</p> <p>Draw a picture defining each word. Write a sentence about your picture using the word.</p>	<p>15. Words without Vowels</p> <p>Write all of your words replacing vowels with a line. Go back and see if you can fill in the vowels. e.g. q--st--n = question</p>	<p>16. Train Words</p> <p>Write the entire list end-to-end as one long word. Write each new word in a different colour. e.g. <u>train</u><u>back</u><u>stop</u></p>
<p>17. Write a Story, Poem or Song with Words</p> <p>Write a story using all your spelling words. Underline the words you used.</p>	<p>18. Bubble Letters</p> <p>Write your spelling words out in bubble writing.</p> 	<p>19. Words Within Words</p> <p>Write each spelling word and then write at least 2 words made from that word. e.g. catch - cat, hat</p>	<p>20. Picture words</p> <p>Draw a picture and hide your spelling words in the picture.</p>

Use your imagination and write them in different ways until you are confident.