

Robin Class
 Spellings PLUS phonics – Term 1
See instructions overleaf

Monday 21 st September		Monday 28 th September	
Vowel graphemes (ay) (ou)	Challenge words	Vowel graphemes (ie) (ea)	The long vowel 'i' spelled with a y at the end of words
play day clay stray spray out about cloud found sound	wild climb most only both old cold gold hold told	pie lie tie die cried sea seat bread read treat	cry fly dry try reply July shy spy sky why
Monday 5 th October		Monday 12 th October	
Vowel graphemes (oy) (ir)	Adding '-es' to nouns and verbs ending in 'y'.	Vowel graphemes (ue) (aw)	Adding '-ed' towards ending in y. The y is changed to an i.
boy toy joy enjoy annoy girl sir bird skirt first	flies tries replies cries copies babies carries spies supplies lorries	blue clue glue true value law jaw paw lawn yawn	copied replied spied fried applied relied identified multiplied magnified supplied
Monday 19 th October		End of term 1	
Vowel graphemes (wh) (oe)	Adding '-er' to words ending in y. The y is changed to an i.		
when what which why where who wheel toe doe goes	happier happiest angriest angrier drier driest tidier tidiest funnier funniest		









SPELLINGS: ROBIN CLASS

At the moment we are not using Spelling Shed to practise spellings. We have listed some great ways to practise your spellings below.

There are two lists each week. The list on the left are phonic based spellings (Phase 5) and the list on the right are year 2 recap spellings.

You will be tested on a selection of words from both lists on the following Friday. The words on the left all follow phonic rules so you will not have to remember too many different spellings – just the rules.

IDEAS:

<p>1. ABC Order</p>  <p>Write all of your spelling words in alphabetical (ABC) order.</p>	<p>2. Word Parts</p> <p>Write your words. Then use a coloured pencil to divide the words into syllables. e.g. jumping caterpillar</p>	<p>3. Other Handed</p> <p>Write each word 5 times, switching the hand you write it with each time. Say the word as you spell it.</p>	<p>4. Vowel Spotlight</p> <p>Write your words using one colour for the vowels and another colour for the consonants. (vowels: a, e, i, o, u)</p>
<p>5. Use Technology</p> <p>Type out your spelling words on the computer. Try to use at least 4 different fonts.</p> 	<p>6. Pyramid Words</p> <p>s sp spe spel spell spelli spelling spelling (or make them boat shaped, star, smiley face, etc.)</p>	<p>7. "Ransom" Words</p> <p>"Write" your words by cutting letters out of a newspaper or magazine and gluing the letters on a piece of paper to spell your words.</p> 	<p>8. Rainbow Words</p> <p>Write your spelling words with coloured pencils. Make each letter a different colour.</p> 
<p>9. Scrambled Words</p> <p>Write your words. Then write them again with the letters mixed up. Can you unscramble them again the next day? e.g. watch - cwhta</p>	<p>10. Silly Sentences</p> <p>Write 3 or more sentences that use all your spelling words.</p> 	<p>11. Prefixes and Suffixes</p> <p>Underline the prefixes and suffixes in the words you are learning. Make sure you know what they mean. e.g. <u>im</u>portant happ<u>ness</u></p>	<p>12. Word Search</p> <p>Create your own word search with your spellings. Show the answers to your puzzle in a different colour.</p> 
<p>13. Flashcards</p> <p>Make and practice with flashcards. Put the word on one side and definition (meaning) on the other.</p> 	<p>14. Picture & a Story</p> <p>Draw a picture defining each word. Write a sentence about your picture using the word.</p>	<p>15. Words without Vowels</p> <p>Write all of your words replacing vowels with a line. Go back and see if you can fill in the vowels. e.g. q--st--n = question</p>	<p>16. Train Words</p> <p>Write the entire list end-to-end as one long word. Write each new word in a different colour. e.g. trainbackstop</p>
<p>17. Write a Story, Poem or Song with Words</p> <p>Write a story using all your spelling words. Underline the words you used.</p>	<p>18. Bubble Letters</p> <p>Write your spelling words out in bubble writing.</p> 	<p>19. Words Within Words</p> <p>Write each spelling word and then write at least 2 words made from that word. e.g. catch - cat, hat</p>	<p>20. Picture words</p> <p>Draw a picture and hide your spelling words in the picture.</p>

Use your imagination and write them in different ways until you are confident.